

Blender bags



interscience



Choose your blender bag

BagFilter® Lateral filter bags ▶ For fibrous samples



- Lateral non-woven filter
- Multilayer®, reinforced multicoated complex
- Rigid and transparent

6 models, available in:
400 mL / 2000 mL / 3500 mL

Filter porosity:
from < 50 to < 250 microns



BagFilter® P
for pipetting



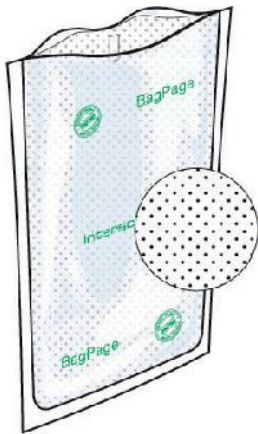
BagFilter® S
for pouring



BagFilter Pull-Up®
for small volumes / PCR

BagFilter® P
non-woven filter

BagPage® Full-page filter bags ▶ For pasty samples



- Full-page calibrated microperforated filter
- Multilayer®, reinforced multicoated complex
- Rigid and transparent

9 models, available in:
100 mL / 400 mL / 2000 mL / 3500 mL

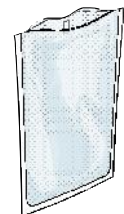
Filter porosity:
from 63 to 280 microns



BagPage® +
micro-perforated filter



BagPage® F
for flow cytometry



BagPage® R
non-woven filter

BagPage® XR
extra resistant

BagLight® Non-filter bags ▶ PolySilk® standard



- PolySilk®, polyolefin complex
- Flexible and transparent

7 models, available in:
100 mL / 400 mL / 2000 mL / 3500 mL

Without filter



BagLight® PolySilk®
non-filter bags



**BagLight® HD
PolySilk®**
easy writing



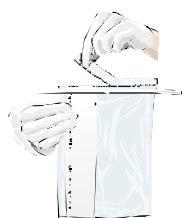
**BagLight®
Multilayer®**
ultra resistant

**BagLight®
Multilayer® U**
rounded-bottom

RollBag® Sampling and blender bag

- PolySilk®: polyolefin complex
- Writing zone

Model available in:
1300 mL



Technical specifications

Product	Ref.	Max blending volume	Optimal blending volume	Filter porosity	Dimensions	Pack of	Box of
BagFilter® Lateral filter blender bag for fibrous samples							
BagFilter® P 400	111 425	400 mL	50-300 mL	< 250 microns	190 x 300 mm	25	500
BagFilter® P 400 unmarked	111 000	400 mL	50-300 mL	< 250 microns	190 x 300 mm	25	500
BagFilter® S 400	112 425	400 mL	50-300 mL	< 250 microns	190 x 300 mm	25	500
BagFilter Pull-Up®	111 625	400 mL	50-300 mL	< 50 microns	190 x 300 mm	25	500
BagFilter® P 2000	111 200	2000 mL	400-1500 mL	< 250 microns	250 x 380 mm	25	400
BagFilter® P 3500	113 510	3750 mL	400-3750 mL	< 250 microns	380 x 600 mm	10	100
BagPage® Full-page filter blender bag for pasty samples							
BagPage® 100	121 025	100 mL	5-50 mL	280 microns	95 x 180 mm	25	500
BagPage® + 400	122 025	400 mL	50-300 mL	280 microns	190 x 300 mm	25	500
BagPage® + 400 unmarked	122 000	400 mL	50-300 mL	280 microns	190 x 300 mm	25	500
BagPage® F 400	122 325	400 mL	50-300 mL	63 microns	190 x 300 mm	25	500
BagPage® R 400	161 025	400 mL	50-300 mL	< 250 microns	190 x 300 mm	25	500
BagPage® U 400	122 225	400 mL	50-300 mL	280 microns	190 x 300 mm	25	500
BagPage® XR 400	122 425	400 mL	50-300 mL	280 microns	190 x 300 mm	25	400
BagPage® + 2000	122 200	2000 mL	400-1500 mL	280 microns	250 x 380 mm	25	250
BagPage® + 3500	123 010	3750 mL	400-3750 mL	280 microns	380 x 600 mm	10	100
BagLight® Non-filter blender bag / PolySilk® standard							
BagLight® PolySilk® 100	131 025	100 mL	5-50 mL	-	110 x 200 mm	25	500
BagLight® PolySilk® 400	132 025	400 mL	50-300 mL	-	175 x 300 mm	25	500
BagLight® PolySilk® 400	132 050	400 mL	50-300 mL	-	175 x 300 mm	50	500
BagLight® HD PolySilk® 400	132 325	400 mL	50-300 mL	-	175 x 300 mm	25	500
BagLight® Multilayer® 400	132 225	400 mL	50-300 mL	-	190 x 300 mm	25	500
BagLight® Multilayer® U 400	132 125	400 mL	50-300 mL	-	190 x 300 mm	25	500
BagLight® PolySilk® 2000	132 200	2000 mL	400-1500 mL	-	250 x 380 mm	25	500
BagLight® PolySilk® 3500	133 025	3750 mL	400-3750 mL	-	380 x 560 mm	25	250

Product	Ref.	Max. sampling volume	Optimal blending volume	Filter porosity	Dimensions	Pack of	Box of
RollBag® Sampling and blender bag							
RollBag® 1300	145 040	1300 mL	50-300 mL	-	175 x 290 mm	500	500



All our bags are approved for food contact, radiosterilized and compatible with all lab blenders. A red sticker is placed on every box as a mark of guarantee of gamma ray treatment. A certificate is included with each shipment.



Product made for INTERSCIENCE by Interlab, an ISO 9001 certified company.



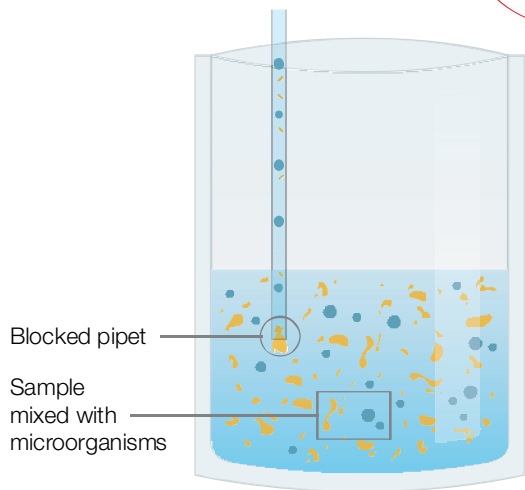
Why use a filter bag?



Standard bag
No filtration




Filter bag
Instant filtration




● Diluted and blended sample particles
● Microorganisms to be analyzed

After plating and incubation




Time-consuming and inaccurate results



● Diluted and blended sample particles
● Microorganisms to be analyzed
● Filter

After plating and incubation



Optimized process and accurate results



CIENTISOL, S.L.U.
T. 981 936 338
info@cientisol.com
www.cientisol.com